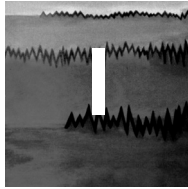


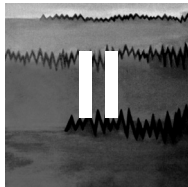
CHAPTER



● Normal awake electroencephalogram and unusual EEG patterns

| | | | |
|-------|--|----|----|
| | • BACKGROUND OR FUNDAMENTAL ACTIVITY | | |
| | • OTHER RHYTHMS | | |
| I• 1 | Background activity in a child with posterior slow waves (1) | 24 | |
| I• 2 | Background activity in a child with posterior slow waves (2) | 26 | |
| I• 3 | Background activity in an adult, reactivity of the alpha rhythm and beta rhythms | 28 | |
| I• 4 | Beta rhythms in a child with posterior slow waves | 30 | |
| I• 5 | Background activity in an adult, notched alpha waves and beta rhythms | 32 | |
| I• 6 | Slow alpha variant: Subharmonic (1) | 34 | |
| I• 7 | Slow alpha variant: Subharmonic (2) | 36 | |
| I• 8 | Slow alpha variant: Subharmonic (3) | 38 | |
| I• 9 | Fast alpha variant (1) | 40 | |
| I• 10 | Fast alpha variant (2) | 42 | |
| I• 11 | Mu rhythm in an infant | 44 | |
| I• 12 | Mu rhythm in a child | 46 | |
| I• 13 | Mu rhythm and alpha reactivity in an adult | 48 | |
| I• 14 | Reactivity of the mu rhythm in an adult | 50 | |
| I• 15 | Posterior mu rhythm in an adult | 52 | |
| I• 16 | Slow mu variant | 54 | |
| I• 17 | Lambda waves in an adult | 56 | |
| I• 18 | Lambda waves in an adult which disappear with point fixation and paradoxical alpha | 58 | |
| I• 19 | Lambda waves in an adult which disappear with point fixation | 60 | |
| I• 20 | Midline theta rhythm (Cigánek rhythm) (1) | | 62 |
| I• 21 | Midline theta rhythm (Cigánek rhythm) (2) | | 64 |
| I• 22 | Subclinical Rhythmic Electrographic Discharges of Adults (SREDA) (1) | | 66 |
| I• 23 | Subclinical Rhythmic Electrographic Discharges of Adults (SREDA) (2) | | 68 |
| I• 24 | Subclinical Rhythmic Electrographic Discharges of Adults (SREDA) (3) | | 70 |
| I• 25 | Subclinical Rhythmic Electrographic Discharges of Adults (SREDA) (4) | | 72 |
| I• 26 | Subclinical Rhythmic Electrographic Discharges of Adults (SREDA) (5) | | 74 |
| I• 27 | Temporal theta activity (wicket spikes) | | 76 |
| I• 28 | Temporal theta-delta activity (wicket spikes) | | 78 |
| I• 29 | Temporal theta-delta activity (rhythmic midtemporal discharges) | | 80 |
| I• 30 | Breach rhythm (1) | | 82 |
| I• 31 | Breach rhythm (2) | | 84 |
| I• 32 | Breach rhythm (3) | | 86 |
| I• 33 | Breach rhythm (4) | | 88 |
| I• 34 | When the EEG makes things more difficult. Benign spike-waves without epilepsy (1) | | 90 |
| I• 35 | When the EEG makes things more difficult. Benign spike-waves without epilepsy (2) | | 92 |
| I• 36 | When the EEG makes things more difficult. Generalized spike-waves without epilepsy | | 94 |

CHAPTER

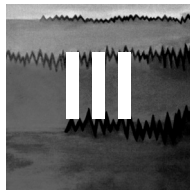


● Activation procedures

| | | | |
|--------|---|-----|-----|
| | • HYPERVENTILATION | | |
| | • INTERMITTENT PHOTIC STIMULATION | | |
| | • EYE COMPRESSION | | |
| II• 1 | Hyperventilation hypersynchrony (1) | 102 | |
| II• 2 | Hyperventilation hypersynchrony (2) | 104 | |
| II• 3 | Hyperventilation hypersynchrony (3) | 106 | |
| II• 4 | Physiological slow waves during hyperventilation | 108 | |
| II• 5 | Generalized spike-waves during hyperventilation | 110 | |
| II• 6 | A typical absence seizure occurring during hyperventilation | 112 | |
| II• 7 | Focal slow waves during hyperventilation | | 114 |
| II• 8 | Slow waves after hyperventilation (Moyamoya disease) | | 116 |
| II• 9 | Photic driving in an infant | | 118 |
| II• 10 | Photic driving at low frequency in a child | | 120 |
| II• 11 | Photic driving in a child | | 122 |
| II• 12 | Photic driving in an adult (1): Subharmonic | | 124 |
| II• 13 | Photic driving in an adult (2) | | 126 |
| II• 14 | Photic driving in an adult (3) | | 128 |
| II• 15 | Photic driving in an adult (4) | | 130 |

| | | | | | |
|---------------|--|-----|---------------|--|-----|
| II• 16 | Fast alpha variant appearing during photic stimulation | 132 | II• 24 | Asymmetrical paroxysmal photosensitive response (photoparoxysmal response) | 148 |
| II• 17 | Pathological photic driving | 134 | II• 25 | Myoclonic jerks triggered by intermittent photic stimulation | 150 |
| II• 18 | Photomyogenic response (1) | 136 | II• 26 | Absence triggered by intermittent photic stimulation (1) | 152 |
| II• 19 | Photomyogenic response (2) | 138 | II• 27 | Absence triggered by intermittent photic stimulation (2) | 154 |
| II• 20 | Paroxysmal photosensitive response (photoparoxysmal response) (1) | 140 | II• 28 | Focal seizure triggered by intermittent photic stimulation | 156 |
| II• 21 | Paroxysmal photosensitive response (photoparoxysmal response) (2) | 142 | II• 29 | Paroxysmal photosensitive response (photoparoxysmal response) triggered by television | 158 |
| II• 22 | Paroxysmal photosensitive response (photoparoxysmal response) (3) | 144 | II• 30 | When the EEG makes things more difficult. Paroxysmal photosensitive response (photoparoxysmal response) without epilepsy | 160 |
| II• 23 | Paroxysmal photosensitive response (photoparoxysmal response) at the same frequency as the flashes | 146 | II• 31 | Heart arrest triggered by eye compression | 162 |

CHAPTER

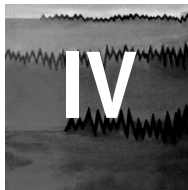


● EEG and sleep

| | | | | | |
|--|--|-----|----------------|--|-----|
| • INTRODUCTION | | | III• 15 | NREM 2: Physiological elements in an infant (2) | 200 |
| • SLEEP DEPRIVATION PROCEDURE | | | III• 16 | NREM 2: Physiological elements in a young child | 202 |
| • DIFFERENT STAGES OF SLEEP | | | III• 17 | NREM 2: Physiological elements in a child | 204 |
| • SLEEP ARCHITECTURE | | | III• 18 | NREM 2: Physiological elements in an adolescent | 206 |
| • DROWSINESS | | | III• 19 | NREM 2: Physiological elements in an adult (1) | 208 |
| • STAGE N1 | | | III• 20 | NREM 2: Physiological elements in an adult (2) | 210 |
| • STAGE N2 | | | III• 21 | NREM 2: Physiological elements in an adult (3) | 212 |
| • DEEP SLEEP | | | III• 22 | NREM 3: Deep sleep in an infant | 214 |
| • REM SLEEP | | | III• 23 | NREM 3: Deep sleep in an adult | 216 |
| • AROUSAL AND AWAKENING IN SLEEP | | | III• 24 | Alpha-delta sleep | 218 |
| • OTHER PHYSIOLOGICAL RHYTHMS AND UNUSUAL RHYTHMS IN SLEEP | | | III• 25 | REM sleep: Transition from stage N2 sleep | 220 |
| III• 1 | Hypnagogic hypersynchrony (1) | 172 | III• 26 | REM sleep: Transition from stage N2 sleep | 222 |
| III• 2 | Hypnagogic hypersynchrony (2) | 174 | III• 27 | REM sleep in an infant | 224 |
| III• 3 | Hypnagogic hypersynchrony (3) | 176 | III• 28 | REM sleep in a young child | 226 |
| III• 4 | Drowsiness in a child (1) | 178 | III• 29 | REM sleep in a child | 228 |
| III• 5 | Drowsiness in a child (2) | 180 | III• 30 | REM sleep: Alpha activity, sawtooth waves | 230 |
| III• 6 | Drowsiness in an adolescent | 182 | III• 31 | REM sleep: Alpha activity, sawtooth waves and mu rhythm | 232 |
| III• 7 | Fluctuation of level of consciousness in an elderly person | 184 | III• 32 | REM sleep: Sawtooth waves and muscle twitches | 234 |
| III• 8 | Beta rhythm | 186 | III• 33 | REM sleep: Posterior theta rhythm | 236 |
| III• 9 | NREM 1: Vertex waves in a child | 188 | III• 34 | REM sleep: Slow alpha variant | 238 |
| III• 10 | NREM 1: A train of vertex waves in a child | 190 | III• 35 | REM sleep: Beta rhythms | 240 |
| III• 11 | NREM 1: Vertex waves in an adolescent | 192 | III• 36 | REM sleep: Beta rhythms, muscle atonia and muscle twitches | 242 |
| III• 12 | NREM 1: Vertex waves in an adult (1) | 194 | III• 37 | Transient arousal | 244 |
| III• 13 | NREM 1: Vertex waves in an adult (2) | 196 | III• 38 | Arousal: K alpha | 246 |
| III• 14 | NREM 2: Physiological elements in an infant (1) | 198 | III• 39 | Arousal: Postarousal hypersynchrony in an infant | 248 |

| | | | | | |
|----------------|---|-----|----------------|--|-----|
| III• 40 | Arousal reaction: Hypersynchronous delta activity (1) | 250 | III• 59 | Fourteen- and six-Hertz positive bursts during REM sleep in an adult (1) | 288 |
| III• 41 | Arousal reaction: Hypersynchronous delta activity (2) | 252 | III• 60 | Fourteen- and six-Hertz positive bursts during REM sleep in an adult (2) | 290 |
| III• 42 | Arousal reaction: Frontal arousal rhythms in a young child | 254 | III• 61 | Fourteen- and six-Hertz positive bursts during REM sleep in an adult (3) | 292 |
| III• 43 | Arousal reaction: Frontal arousal rhythms in a child | 256 | III• 62 | Fourteen- and six-Hertz positive bursts during NREM sleep in an adult | 294 |
| III• 44 | Arousal reaction: Frontal arousal rhythms in an adolescent | 258 | III• 63 | Rhythmic midtemporal discharges (1) | 296 |
| III• 45 | Positive occipital sharp transients of sleep (POSTs) in NREM sleep stage 2 (1) | 260 | III• 64 | Rhythmic midtemporal discharges (2) | 298 |
| III• 46 | Positive occipital sharp transients of sleep (POSTs) in NREM sleep stage 2 (2) | 262 | III• 65 | Rhythmic midtemporal discharges (3) | 300 |
| III• 47 | Positive occipital sharp transients of sleep (POSTs) in NREM sleep stage 2 (3) | 264 | III• 66 | Rhythmic midtemporal discharges (4) | 302 |
| III• 48 | A train of positive occipital sharp transients of sleep (POSTs) in NREM sleep stage 2 | 266 | III• 67 | Rhythmic midtemporal discharges in REM Sleep | 304 |
| III• 49 | Positive occipital sharp transients of sleep (POSTs) in NREM sleep stage 3 | 268 | III• 68 | Mu rhythm and rhythmic midtemporal discharges in REM Sleep | 306 |
| III• 50 | Alpha-like activity in NREM Sleep | 270 | III• 69 | Six-Hertz Spike-and-Wave Burst/Phantom Spike-and-Wave burst in drowsiness | 308 |
| III• 51 | Wicket spikes (1) | 272 | III• 70 | Six-Hertz Spike-and-Wave Burst/Phantom Spike-and-Wave burst in NREM sleep stage 1 | 310 |
| III• 52 | Wicket spikes (2) | 274 | III• 71 | Six-Hertz Spike-and-Wave Burst/Phantom Spike-and-Wave burst in REM sleep | 312 |
| III• 53 | Wicket spikes (3) | 276 | III• 72 | SREDA: Transitional phase between stage N2 and REM sleep | 314 |
| III• 54 | Wicket spikes (4) | 278 | III• 73 | Breach rhythm during sleep (1) | 316 |
| III• 55 | Wicket spikes in REM sleep | 280 | III• 74 | Breach rhythm during sleep (2) | 318 |
| III• 56 | Small Sharp Spikes (SSS)/ Benign sporadic sleep spikes/Benign epileptiform transients of sleep (1) | 282 | III• 75 | When the EEG makes things more difficult. Benign spikes in children without epilepsy | 320 |
| III• 57 | Small Sharp Spikes (SSS)/ Benign sporadic sleep spikes/ Benign epileptiform transients of sleep (2) | 284 | | | |
| III• 58 | Fourteen- and six-Hertz positive bursts during REM sleep in a child | 286 | | | |

CHAPTER



● Artifacts

| | | | | | |
|---------------|---|-----|---------------|--|-----|
| IV• 1 | Electrodermogram (sweat artifact) | 324 | IV• 12 | Asymmetric rapid eye movements in REM sleep | 346 |
| IV• 2 | ECG and electrodermogram artifacts | 326 | IV• 13 | Isoelectric line and eye movements in an adult | 348 |
| IV• 3 | ECG artifacts | 328 | IV• 14 | Lateral eye movements | 350 |
| IV• 4 | Pulse artifact in a child | 330 | IV• 15 | Muscle and movement artifact | 352 |
| IV• 5 | Pulse artifact in an adult (1) | 332 | IV• 16 | Rhythmic movements: Body rocking | 354 |
| IV• 6 | Pulse artifact in an adult (2) | 334 | IV• 17 | Rhythmic movements: Head tremor (1) | 356 |
| IV• 7 | Eye flutter artifact | 336 | IV• 18 | Rhythmic movements: Head tremor (2) | 358 |
| IV• 8 | Eye movements in a child | 338 | IV• 19 | Rhythmic movements: Head tremor (3) | 360 |
| IV• 9 | Eye movements in an adult, electrode “pop” artifact | 340 | IV• 20 | Rhythmic movements: Head tremor (4) | 362 |
| IV• 10 | Saccadic eye movements and lateral rectus spikes | 342 | IV• 21 | Rhythmic movements: Head movement (1) | 364 |
| IV• 11 | Asymmetric saccadic eye movements and eyelid artifacts, muscular activity | 344 | IV• 22 | Rhythmic movements: Head movement (2) | 366 |

| | | | |
|---|-----|--|-----|
| IV• 23 Rhythmic movements: Tremor in Parkinson's disease and dyskinesias | 368 | IV• 27 Hiccup artifact and 50-Hz interference | 376 |
| IV• 24 Rhythmic movements: Tremor and electrode artifact | 370 | IV• 28 Instrumental and environmental artifacts: Incubators | 378 |
| IV• 25 Electrode artifacts (1) | 372 | IV• 29 Chewing movements (1) | 380 |
| IV• 26 Electrode artifacts (2) | 374 | IV• 30 Chewing movements (2) | 382 |
| | | IV• 31 Glossokinetic artifact | 384 |